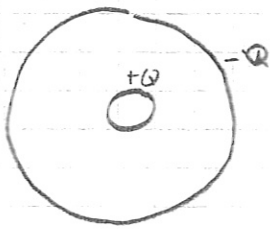



Electric field of a charged section of RG.59 co-axial cable



end view



side view

step 1: Determine symmetry of the system
 \vec{D} are radially away from conductors

$$\vec{D} = D_0(\rho) \hat{\rho}$$

step 2: choose surface such that \vec{D} is either constant or zero

choose a cylinder of radius r where r varies from $0 \rightarrow \infty$

\vec{D} is constant on tube surface
 $\vec{D} \cdot \hat{z} = 0$ on the ends of the tube

step 3: set up integral

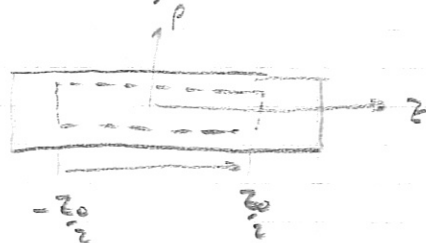
break up into 3 regions

- (1) $0 < r < 0.405$
- (2) $0.405 < r < 3$
- (3) $r > 3$

region 1: Assume charge is equal spread throughout the center conductor

$$\rho_V = \frac{Q}{\pi(0.405)^2 L} =$$

choose a tube of length $z_0 < L$ and radius r



$$\oint \vec{D} \cdot d\vec{s} = \int_V \rho_V dv$$

$$\int_0^{2\pi} \int_{-z_0/2}^{z_0/2} D_0 \hat{\rho} \cdot \rho d\rho d\phi \hat{\rho} = \int_0^{2\pi} \int_{-z_0/2}^{z_0/2} \int_0^r \frac{Q}{\pi(0.405)^2 L} \rho d\rho dz d\phi$$

$\rho = r$

use geometry to do LHS integral

$$\begin{aligned} D_0 \cdot 2\pi r z_0 &= 2\pi z_0 \frac{Q}{\pi (.405)^2 L} \int_0^r \rho dp \\ &= \frac{2 z_0 Q}{(.405)^2 L} \frac{1}{2} r^2 \end{aligned}$$

$$D_0 = \frac{Q}{2\pi (.405)^2 L} r$$

region 2: enclosed charge doesn't change

$$\begin{aligned} Q &= \int_0^{.405} \int_0^{2\pi} \int_0^{z_0} \frac{Q}{\pi (.405)^2 L} \rho d\mathbf{E} d\phi dp \\ &= \frac{Q}{\pi (.405)^2 L} (z_0) (2\pi) \frac{(.405)^2}{2} \\ &= Q \left(\frac{z_0}{L} \right) \end{aligned}$$

$$\oint_S \vec{D} \cdot d\mathbf{s} = Q \left(\frac{z_0}{L} \right)$$

$$D_0 \cdot 2\pi r z_0 = Q \frac{z_0}{L}$$

$$D_0 = \frac{Q}{2\pi r L}$$

region 3: total enclosed charge = 0
 $D_0 = 0$

Step 4: write out \vec{D}

$$\vec{D} = \begin{cases} \frac{Q r}{2\pi (.405)^2 L} \hat{r} & 0 < r < .405 \\ \frac{Q}{2\pi r L} \hat{r} & .405 < r < 3 \\ 0 & r > 3 \end{cases}$$

Step 5 divide by ϵ to get \vec{E}